

Kingsborough Community College ReACT Self-Serve Password Reset System

The ReACT system allows you to change your password, reset your locked account, and set up personal challenge questions for your college email.

You must go through the initial setup of your Challenge Questions before it will allow you to reset your password.

If you do not have access to this information, stop now and contact the help desk at (718)368-4840 or HelpDesk@kbcc.cuny.edu to have your password reset for you.

To proceed, go to: [ReACT SelfServe Portal](#) and login using either your KCC email or KB credentials.




Login

Enter your Kingsborough ID and click 'Continue'.

Note: You can utilize email address, or system account(s) to identify yourself to Kingsborough in place of your Kingsborough ID.

Continue



Under the heading of "Password Reset", click on "Go to Reset Tool"

Hello sspringle!

Kingsborough Selfserve allows you to configure your Kingsborough profile, update your authentication methods, and reset or unlock Network accounts.



Password Reset

Forgot your password? Use the Password Reset tool to configure new Network account passwords.



Account Unlock

Network account locked? Use the Account Unlock tool to unlock Network accounts.









Update Profile

Need to update your authentication methods? Use the Update Profile tool to select preferred methods.

Input KB User name (Usually your First initial + Last name) and Password then click "Continue"
Then under Confirm Kingsborough ID, select "Authenticate with Challenge Questions" or "Authenticate with email".

Confirm Kingsborough ID

Select your authentication method, provide the requested information, and click 'Continue'.

	Authenticate with Challenge Questions	
	Authenticate with SMS	
	Authenticate with Email	

Cancel

If this is your first time, the system will require you to setup three challenge questions. You must enter each answer in the provided boxes. Your responses will be masked so that other users cannot read them while you are entering them. Click "Continue" when you are ready to proceed.

Confirm Kingsborough ID

Select your authentication method, provide the requested information, and click 'Continue'.

Authenticate with Challenge Questions

Authenticate with Challenge Questions

? Question: What is your pet's name?

Answer:

? Question: What was the name of your first school?

Answer:

? Question: Where did you first meet your spouse?

Answer:


[Back](#) [Continue](#)



If you chose to authenticate by email a PIN will be sent to you after you click "Send PIN"


Confirm Kingsborough ID


Select your authentication method, provide the requested information, and click 'Continue'.

 **Authenticate with Email**

Authenticate with Email
Select email and click 'Send PIN'. Enter in PIN to continue.

S****@kbcc.cuny.edu


s****@gmail.com 



After you have completed the one-time Challenge Question setup, you will be asked to set an alternate email address. This is optional and you may skip this step. To continue on, click on “Continue” if you have added an alternate email address or “Skip” to skip this step.

Confirm Kingsborough ID

Select your authentication method, provide the requested information, and click 'Continue'.

 **Authenticate with Email**

Authenticate with Email
Select email and click 'Send PIN'. Enter in PIN to continue.

S****@kbcc.cuny.edu

s****@gmail.com

Send PIN

Enter in PIN code received


Back



Next you will be asked to set phone number. This is optional and you may skip this step. To continue on, click on "Continue" if you added a phone number or "Skip" to skip this step.


Confirm Kingsborough ID

Select your authentication method, provide the requested information, and click 'Continue'.

 Authenticate with SMS

Authenticate with SMS
Select mobile cell and click 'Send PIN'. Enter in PIN to continue.

***3112 Tracfone



Confirm Kingsborough ID


Select your authentication method, provide the requested information, and click 'Continue'.

Authenticate with SMS

Authenticate with SMS

Select mobile cell and click 'Send PIN'. Enter in PIN to continue.

***3112 Carrier: Tracfone



Create a password that follows all of the password rules and retype to confirm in the “Confirm Password” box.

Then click on the “Reset” button to reset your password. Congratulations, you have finished resetting your password. After you have completed this process, you can simply close ReAct by clicking on the “X” (usually located in the upper right corner) to close the window.

Create a New Password

Enter in a new password following the rules below, and click 'Reset'.

Selected Account(s)

USER NAME	SYSTEM NAME
sspringle	KB

Password Rules

- ✘ Passwords must match.
- ✘ At least 8 characters in length.
- ✘ At least 3 of the following rules.
 - ① At least 1 uppercase character(s).
 - ① At least 1 lowercase character(s).
 - ① At least 1 number(s).
 - ① At least 1 symbol(s).

Cancel

New Password

Password

Confirm Password



Previous

Reset