

KINGSBOROUGH
C O M M U N I T Y C O L L E G E

★ DREAMS BEGIN HERE ★

**COMPREHENSIVE
EDUROAM
CONNECTIVITY
GUIDE**

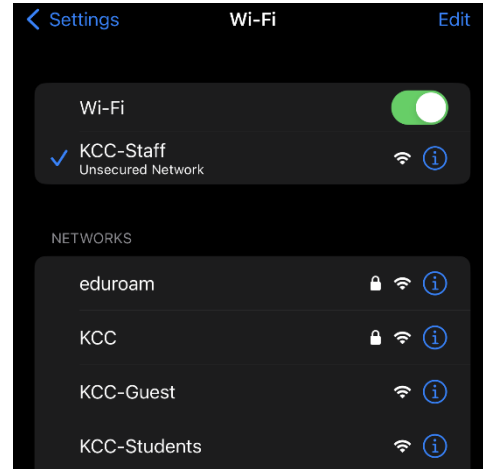
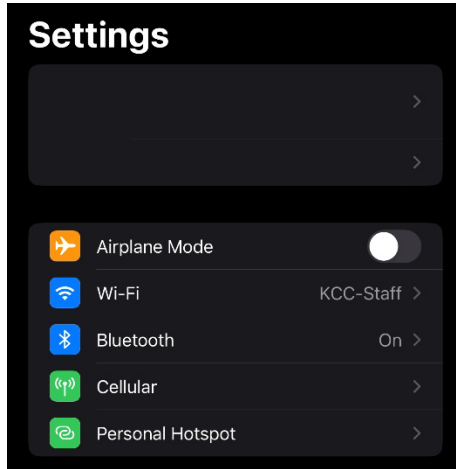
How To Connect to Eduroam on iOS/iPadOS

(Last Updated 3/13/2023)

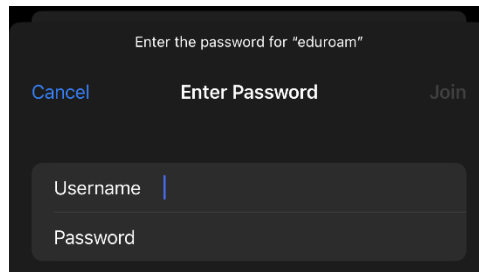
1) Launch Settings app



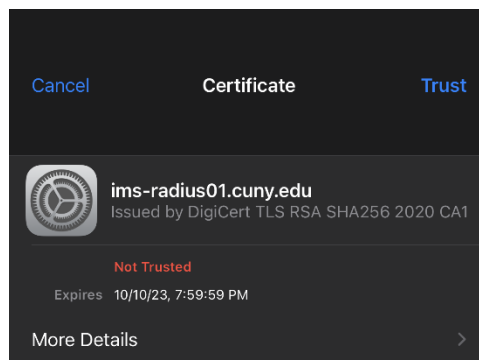
2) Select "Wi-Fi" and connect to "eduroam" SSID



3) Enter CUNY Login credentials (firstname.lastname(last 2 of EMPLID)@login.cuny.edu)



4) Trust certificate



If you have any issues connecting, please use any of the following methods for support:

Staff/Faculty

(718)-368-6679

helpdesk@kbcc.cuny.edu

ePermit Students

(718)-368-6679

helpdesk@students.kbcc.cuny.edu

DISCLAIMER: This is an **internet-only** service


How To Connect to Eduroam on Android OS

(Last Updated 3/13/2023)

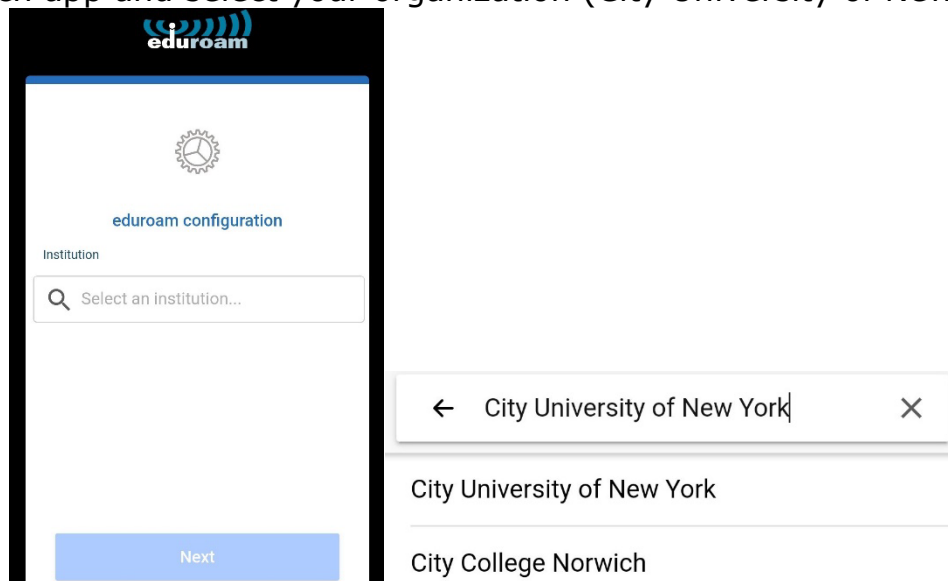
1) Go to the Google Play Store



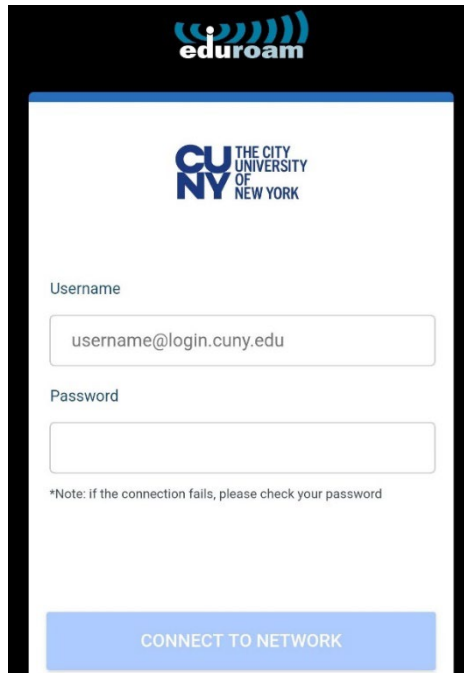
2) Search for and download the "geteduroam" app



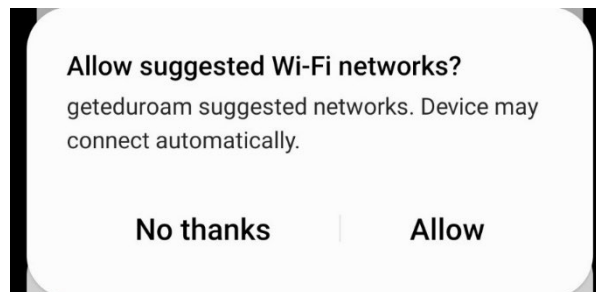
3) Launch app and select your organization (City University of New York)



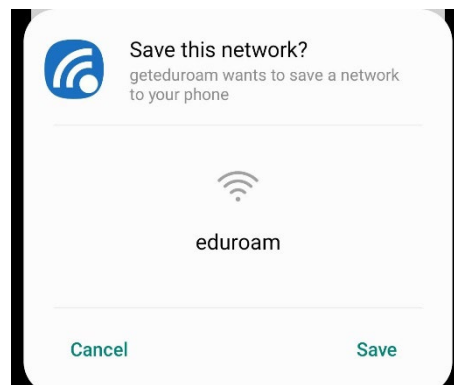
4) Enter CUNY Login credentials (firstname.lastname(last 2 of EMPLID)@login.cuny.edu)



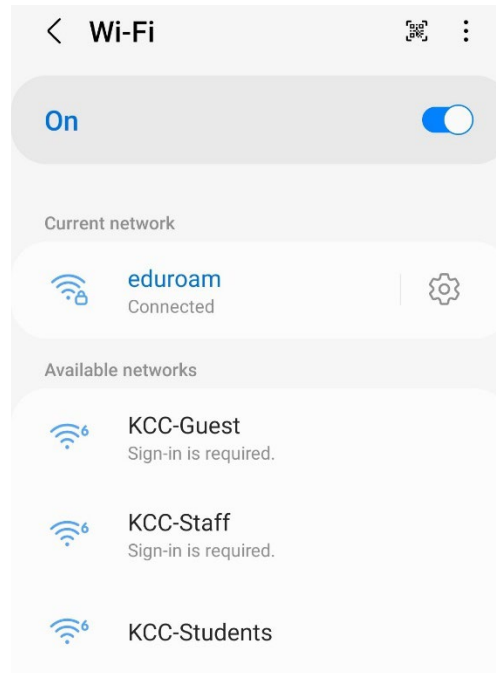
5) When prompted to “Allow suggested Wi-Fi networks” select “**Allow**”



6) When prompted to “Save this network” select “**Save**”



7) Open Settings, go to WiFi, and connect to eduroam



If you have any issues connecting, please use any of the following methods for support:

Staff/Faculty

(718)-368-6679

helpdesk@kbcc.cuny.edu

ePermit Students

(718)-368-6679

helpdesk@students.kbcc.cuny.edu

DISCLAIMER: This is an **internet-only** service

How To Connect to Eduroam on Windows

(Last Updated 3/13/2023)

- 1) Open your browser of choice and go to cat.eduroam.org



- 2) Click to download installer

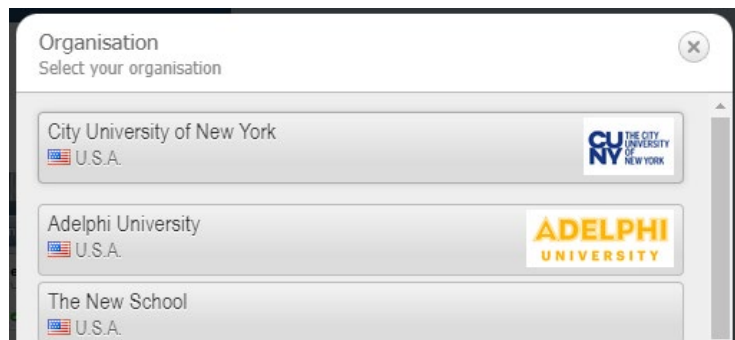
Welcome to eduroam CAT

Connect your device to eduroam®

eduroam® provides access to thousands of Wi-Fi hotspots around the world, free of charge. [Learn more](#)

[Click here to download your eduroam® installer](#)

- 3) Select "City University of New York" as organization



- 4) Download installer



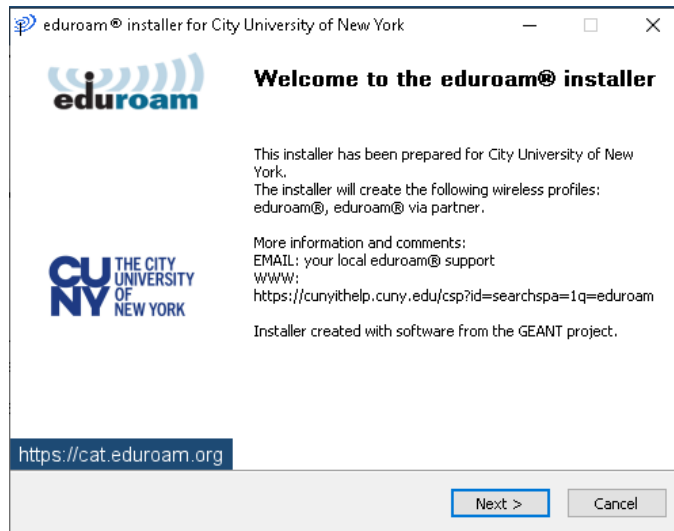
Download your installer for MS Windows 8 and newer

eduroam

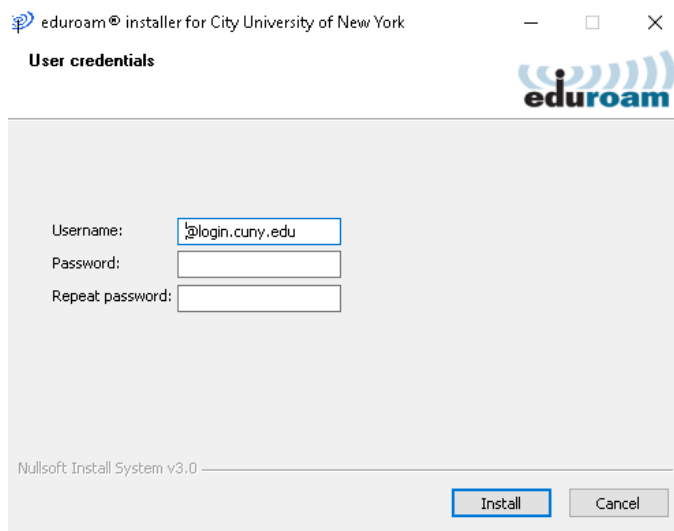
i

[Choose another installer to download](#)

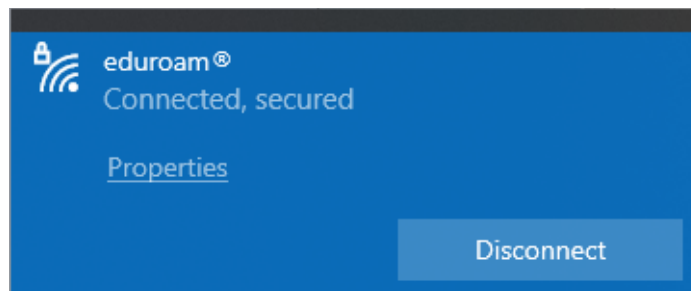
- 5) Open installer, click "Next", and then click "OK" to continue



6) Enter CUNY Login credentials (firstname.lastname(last 2 of EMPLID)@login.cuny.edu)



7) Connect to Eduroam wireless network from WiFi settings



If you have any issues connecting, please use any of the following methods for support:

Staff/Faculty

(718)-368-6679

helpdesk@kbcc.cuny.edu

ePermit Students

(718)-368-6679

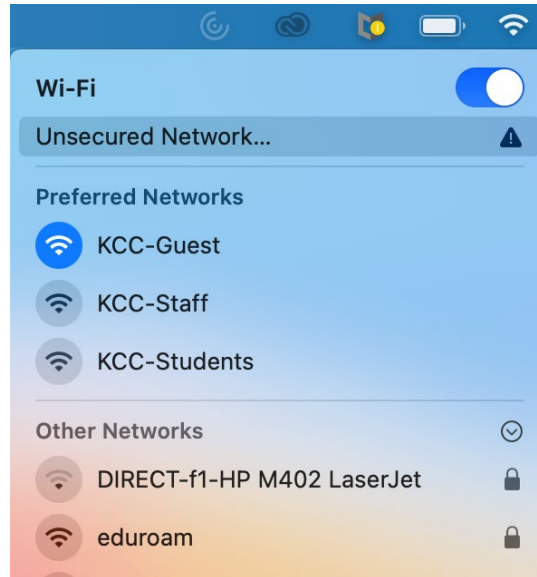
helpdesk@students.kbcc.cuny.edu

DISCLAIMER: This is an **internet-only** service

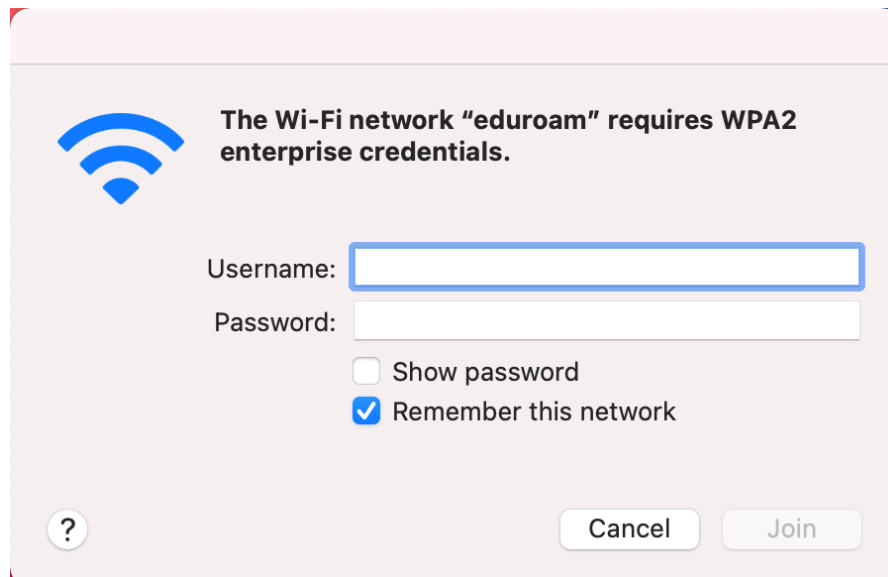
How To Connect to Eduroam on macOS

(Last Updated 3/8/2023)

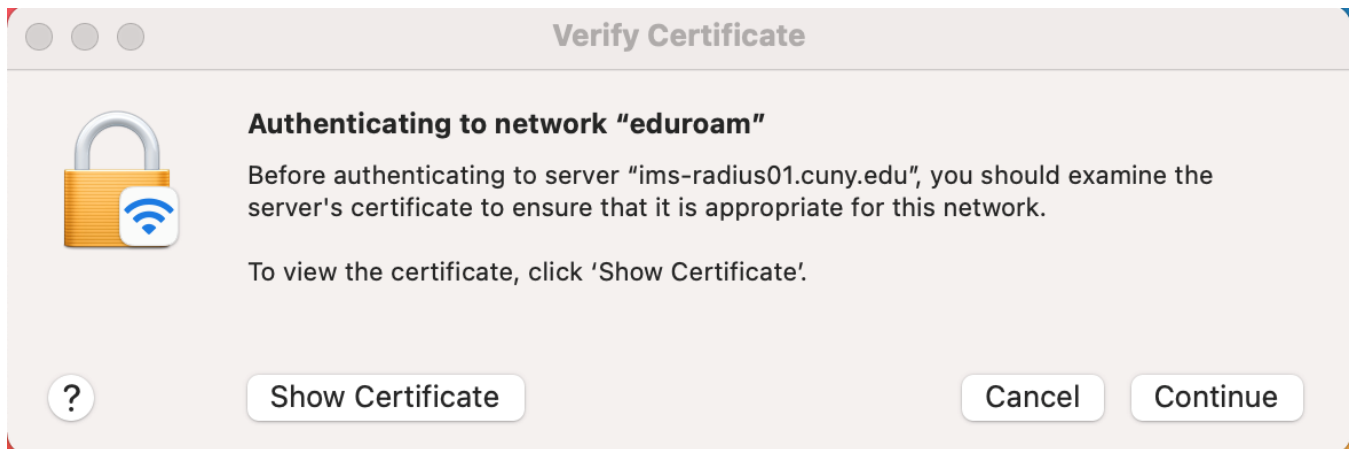
- 1) Click on Wireless icon in upper toolbar and connect to "eduroam" network



- 2) Enter CUNY Login credentials (firstname.lastname(last 2 of EMPLID)@login.cuny.edu)



3) Click continue



4) Enter Mac password (TouchID/FaceID) if prompted

If you have any issues connecting, please use any of the following methods for support:

Staff/Faculty

(718)-368-6679

helpdesk@kbcc.cuny.edu

ePermit Students

(718)-368-6679

helpdesk@students.kbcc.cuny.edu

DISCLAIMER: This is an **internet-only** service