
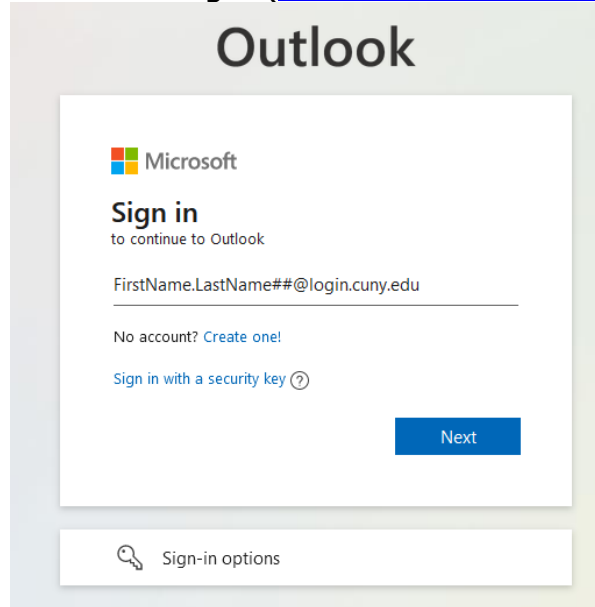


CUNY Login Multi-Factor Authentication

- 1) In a browser window, navigate to <https://outlook.live.com/owa>



- 2) Sign in with your CUNY Login ([FirstName.LastName##@login.cuny.edu](#))



- 3) You will be the CUNY Login page. Enter your CUNY Login credentials as you would to access Blackboard, Teams, or CUNYFirst.



CUNY Login

Log in with your [CUNY Login credentials](#)
If you do not have a CUNYfirst account, see the [FAQs](#).

Username

Password

[New User](#) | [Forgot Username](#) | [Forgot Password](#) | [Manage your Account](#)

PROTECT YOUR PERSONAL INFORMATION AND PRIVACY
ONLY enter your CUNY Login password on CUNY Login websites (ssologin.cuny.edu and login.cuny.edu). NEVER share it with others or enter your CUNY Login password elsewhere without the approval of your campus IT department. More information on CUNY's policies regarding user accounts and credentials can be found in the [Acceptable Use of Computer Resources Policy](#).

Note: Please do not bookmark this page.

4) You will now be prompted to begin setting up your Authenticator App

Microsoft Authenticator

Start by getting the app

On your phone, install the Microsoft Authenticator app. [Download now](#)

After you install the Microsoft Authenticator app on your device, choose "Next".

[I want to use a different authenticator app](#)

Cancel Next

Microsoft Authenticator

Set up your account

If prompted, allow notifications. Then add an account, and select "Work or school".

Back Next

Microsoft Authenticator

Scan the QR code

Use the Microsoft Authenticator app to scan the QR code. This will connect the Microsoft Authenticator app with your account.

After you scan the QR code, choose "Next".

Can't scan image?

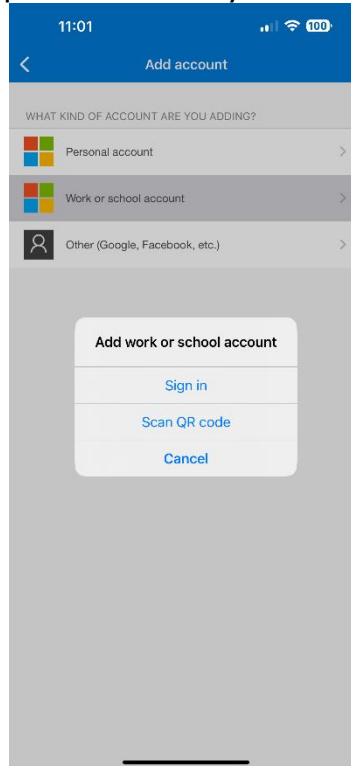
Back Next

5) Head to either the Google Play Store or Apple App Store and download the Microsoft Authenticator app

iOS

Android

- 6) Once the Authenticator app has launched, press the + icon in the top right corner and select "Work or school account", followed by "Scan QR code", and scan the code presented on your desktop



- 7) Your MFA setup is now complete. Whenever you log into your CUNY account on an unfamiliar device, you will receive a notification from the Microsoft Authenticator app to approve your login. You can authenticate a device for up to 14 days
- 8) If you have any questions or run into any issues, please call our helpdesk at (718)-368-4840 or send an email to helpdesk@kbcc.cuny.edu